

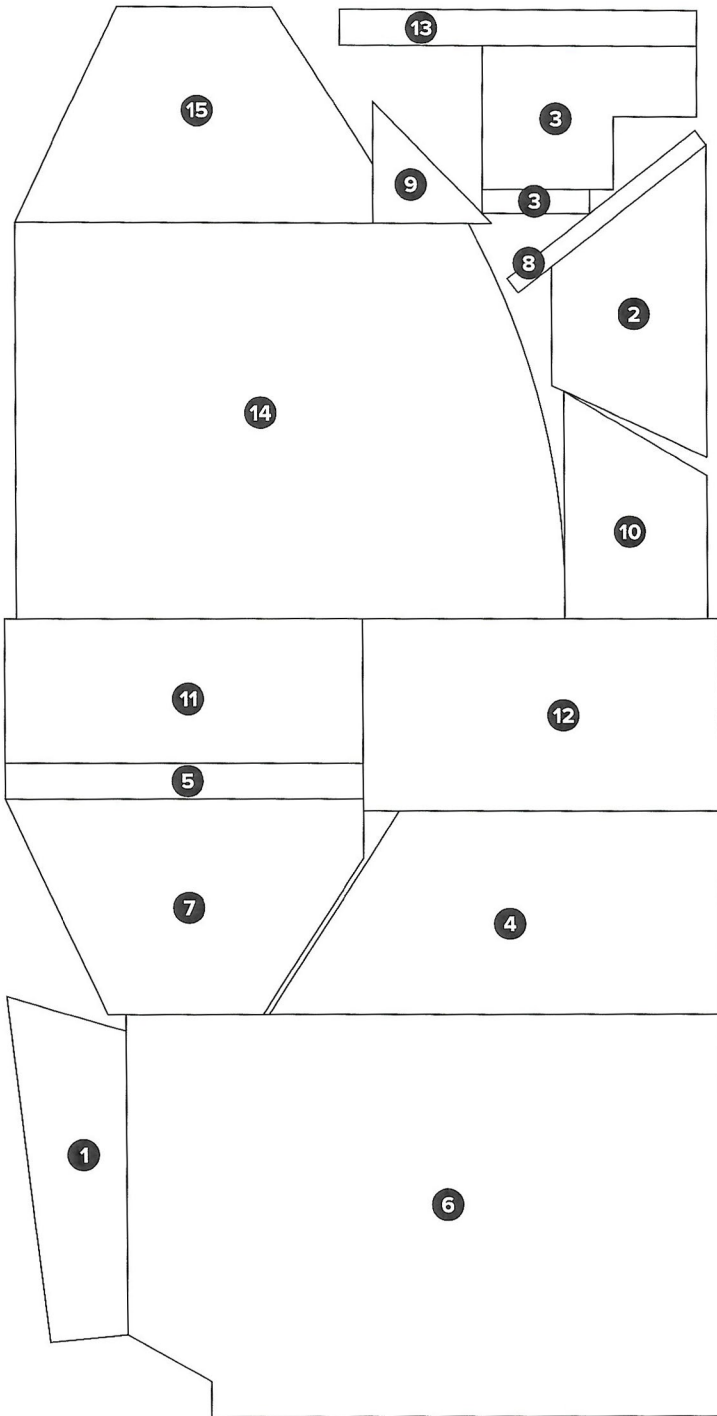


FITTING INSTRUCTIONS

Dynamat - Footwells

For Defender Puma (Post 2007)

Part Number - MA028083



Fitting Advice

- > Edges can be sharp, please protect your hands.
- > Ensure all surfaces are clean.
- > With backing paper in place, locate area. Peel back approximately 1" of backing paper from an edge and stick into place. Once happy, peel the remaining backing paper and smooth over.
- > Please note that some panels may require additional cutting.

Disclaimer

These fitting instructions are intended for general guidance only. No responsibility will be accepted for damage to persons, property, equipment or vehicles caused during or arising from the fitting or using of this product. Fitting this item to your vehicle may constitute a vehicle modification and therefore we strongly recommend that you check the product complies with local laws and legislation and always inform the vehicle's insurance company accordingly.